

20' Steel Dry Cargo Container



EXTERIOR

Length	Width	Height
20'-0"	8'-0"	8'-6"
6.058 m	2.438 m	2.591 m

INTERIOR

Length	Width	Height
17'-0"	7'-6"	7'-3"
5.480 m	2.286 m	2.235 m

Door Opening

Width	Height
7'-8 1/8"	7'-5 3/4"
2.343 m	2.280 m

WEIGHT

MGW	TARE	NET
52,910 lb	5,140 lb	47,770 lb
67,200 lb	5,290 lb	61,910 lb
CU.M	CU.FT	
33.1	1,169	21,670 kg
		28,080 kg

40' Steel Dry Cargo Container



EXTERIOR

Length	Width	Height
40'-0"	8'-0"	8'-6"
12.192 m	2.438 m	2.591 m

INTERIOR

Length	Width	Height
39'-5 45/64"	7'-8 19/32"	7'-9 57/64"
12.032 m	2.352 m	2.385 m

Door Opening

Width	Height
7'-8 1/8"	7'-5 3/4"
2.343 m	2.280 m

WEIGHT

MGW	TARE	NET
67,200 lb	8,820 lb	58,380 lb
30,480 kg	4,000 kg	26,480 kg
CU.M	CU.FT	
67.5	2,385	

PURPOSE

1. Used for all kinds of general cargo.

40' Hi-Cube Steel Dry Cargo Container



EXTERIOR

Length	Width	Height
40'-0"	8'-0"	9'-6"
12.192 m	2.438 m	2.896 m

INTERIOR

Length	Width	Height
39'-5 45/64"	7'-8 19/32"	8'-9 15/16"
12.032 m	2.352 m	2.69 m

Door Opening

Width	Height
7'-8 1/8"	8'-5 49/64"
2.343 m	2.585 m

WEIGHT

MGW	TARE	NET
67,200 lb	9,260 lb	57,940 lb
30,480 kg	4,200 kg	26,280 kg

CU.M

76.2

CU.FT

2,690

45' Hi-Cube Steel Dry Cargo Container



EXTERIOR

Length	Width	Height
45'-0"	8'-0"	9'-6"
13.716 m	2.438 m	2.896 m

INTERIOR

Length	Width	Height
44'-5 7/10"	7'-8 19/32"	8'-10 17/64"
13.556 m	2.352 m	2.698 m

Door Opening

Width	Height
7'-8 1/8"	8'-5 3/4"
2.340 m	2.585 m

WEIGHT

MGW	TARE	NET
67,200 lb	10,580 lb	56,620 lb
30,480 kg	4,800 kg	25,680 kg

CU.M

86.1

CU.FT

3,040

Refrigerated Container



EXTERIOR

Length	Width	Height
20'-0"	8'-0"	8'-6"
6.058 m	2.438 m	2.591 m

INTERIOR

Length	Width	Height
18'- 17/32"	7'-6 15/32"	7'-5 39/54"
5.500 m	2.298 m	2.276 m

WEIGHT

NOMINAL

MGW		TARE		CUBIC CAPACITY	
67,180 lb		6,700 lb		1,016 cu.ft.	
30,480 kg		3,020 kg		28.8 cu.m.	
TYPE	TEMP.CONTROL PRECISION	Cooling capacity w(kcal)/C(F)	Air exchange rate		
MHI CPE14-2BAIII EU CARRIER	+0.25C	11,000(9,460)/1.7(35) 6,280(5,400)/-18(0)	CFM	cu.m/hr	
69NT40-551-50	+0.25C	10,550(9,073)/2(35) 6,150(5,289)/-18(0)	0-106 0-142	0-180 0-240	


20' Aluminum Refrigerated Container



EXTERIOR		
Length	Width	Height
20'-0"	8'-0"	8'-6"
6.058 m	2.438 m	2.591 m
INTERIOR		
Length	Width	Height
17'-0"	7'-6"	7'-3"
5.480 m	2.286 m	2.235 m

WEIGHT		NOMINAL	
MGW		CUBIC CAPACITY	
67,180 lb		989 cu.ft.	
30,480 kg		28 cu.m.	
TYPE	TEMP.CONTROL PRECISION	Cooling capacity w(kcal)/C(F)	Air exchange rate
MHI CPE14-2BAIII EU	+0.25C	11,000(9,460)/1.7(35) 6,280(5,400)/-18(0)	CFM 0-106
			cu.m/hr 0-180

40' M.G.S.S. Hi-Cube Refrigerated Container



EXTERIOR		
Length	Width	Height
40'-0"	8'-0"	9'-6"
12.192 m	2.438 m	2.896 m
INTERIOR		
Length	Width	Height
37'-11"	7'-6"	8'-2"
11.563 m	2.286 m	2.507 m

WEIGHT	NOMINAL
--------	---------

MGW
67,200 lb
30,480 kg

TARE
9,480 lb
3,020 kg

CUBIC CAPACITY
2,340 cu.ft.
66.27 cu.m.

TYPE	TEMP.CONTROL PRECISION	Cooling capacity CFM	Air exchange rate cu.m/hr	w(kcal)/C(F)
MHI CPE14- 2BAIIIA/ES	+0.25C	11,000(9,460)/1.7(35) 6,280(5,400)/-18(0)	0-106	0-180

20' Full Height Open Top Container



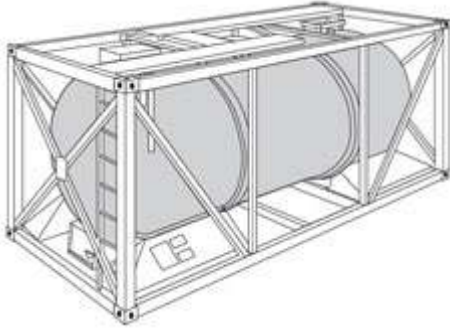
EXTERIOR				
Length	Width	Height		
20'-0"	8'-0"	8'-6"		
6.058 m	2.438 m	2.591 m		
INTERIOR				
Length	Width	Height		
19'-4"	7'-8 1/2"	7'-8 1/8"		
5.898 m	2.352 m	2.342 m		
CU.M	CU.FT	WEIGHT		
32.5	1,148	MGW	TARE	NET
		44,800 lb	4,850 lb	39,950 lb
		20,320 kg	2,200 kg	18,120 kg

20' Flat Rack Container with Four Freestanding Posts



EXTERIOR		
Length	Width	Height
20'-0"	8'-0"	8'-6"
6.058 m	2.438 m	2.591 m
INTERIOR		
Length	Width	Height
18'-5 62/64"	7'-3 46/64"	7'-3 59/64"
5.638 m	2.228 m	2.233 m
WEIGHT		
MGW	TARE	NET
74,950 lb	6,370 lb	68,580 lb
34,000 kg	2,890 kg	31,110 kg

20' Fuel Tank Container



EXTERIOR		
Length	Width	Height
20'-0"	8'-0"	8'-6"
6.058 m	2.438 m	2.591 m
WEIGHT		
MGW	TARE	NET
36,000 kg	3,385 kg	32,615 kg

CAPACITY 24,000 litres	DESIGN TEMP. -20°C to 130°C
----------------------------------	---------------------------------------

20' Power Pack Generator Container



EXTERIOR		
Length	Width	Height
20'-0"	8'-0"	8'-6"
6.058 m	2.438 m	2.591 m
INTERIOR		
Length	Width	Height
19'-4 13/16"	7'-8 19/32"	7'-9 57/64"
5.898 m	2.352 m	2.385 m

POWER SUPPLY 450 kw	SOCKETS 40	WEIGHT		
		MGW	TARE	NET
		8,500 kg	2,400 kg	6,100 kg

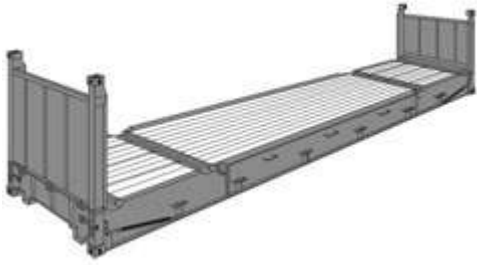
40' Flat Rack Container with Four Freestanding Posts



EXTERIOR		
Length	Width	Height
40'-0"	8'-0"	8'-6"
12.192 m	2.438 m	2.591 m
INTERIOR		
Length	Width	Height
38'-7 15/16"	6'-7 59/64"	6'-4 1/2"
11.784 m	2.030 m	1.943 m

WEIGHT		
MGW	TARE	NET
99,210 lb 45,000 kg	11,908 lb 5,400 kg	87,302 lb 39,600 kg

40' Flat Rack Container with Collapsible End



EXTERIOR

Length	Width	Height
40'-0"	8'-0"	8'-6"
12.192 m	2.438 m	2.591 m

INTERIOR

Length	Width	Height
38'-7 39/64"	7'-3 46/64"	6'-4 61/64"
11.776 m	2.228 m	1.955 m

WEIGHT

MGW	TARE	NET
99,210 lb	10,140 lb	89,070 lb
45,000 kg	4,600 kg	40,400 kg

40' Full Height Open Top Container



EXTERIOR

Length	Width	Height
40'-0"	8'-0"	8'-6"
12.192 m	2.438 m	2.591 m

INTERIOR

Length	Width	Height
39'-5"	7'-8 1/2"	7'-8 1/8"
12.034 m	2.352 m	2.330 m

CU.M

65.9

CU.F

2,327

WEIGHT

MGW	TARE	NET
67,200 lb	9,040 lb	58,160 lb
30,480 kg	4,100 kg	26,380 kg

40' Hi-Cube Hanger Container



EXTERIOR

Length	Width	Height
40'-0"	8'-0"	8'-6"
12.19 m	2.44 m	2.90 m

INTERIOR

Length	Width	Height
39'-5 45/64"	7'-8 19/32"	8'-9 15/16"
12.03 m	2.35 m	2.69 m

Door Opening

Width	Height
-------	--------

WEIGHT

MGW	TARE	NET
-----	------	-----

7'-8 1/8"
2.343 m

8'-5 49/64"
2.585 m

67,200 lb
30,480 kg

9,172 lb
4,200 kg

58,028 lb
26,280 kg